



Club Health Assessment for District 5M 8 through June 2025

			Status	Membership							Reports					Finance		LCIF
Club Number	Club Name	Charter Date		Current Member Count	YTD Members Added	YTD Members Dropped	YTD Net Growth	YTD Net Growth%	Member Count 12 Months Ago	Avg. length of service for dropped members	Months Since Last MMR ***	Yrs. Since Last Officer Report	President Rotation	Vice President Reported ****	Months Since Last Activity Report ***	Account Balance	Donations for current Fiscal Year	
			Number of times on status quo within last two years	If below 15 members appears				If net loss is greater than 20% appears			If no report in 3 months appears in	When more than one year appears in	Number of repeat terms	Notes the officers that do not have an active	If no report at 12 months appears in red			
Clubs less than two years old																		
182006	Central Minnesota Citizens Police Academy	05/01/2025	Newly Chartered	15	16	1	15	100.00%	0	0	0			P,S,T,M,VP SC	0		\$25.00	
157641	Pine County Northern Lights Lions	04/04/2024	Active	29	4	3	1	3.57%	28	1	0		2	P,S,T,M,VP SC	4		\$115.16	
182707	Stearns County Heartland Champions	06/13/2025	Newly Chartered	20	20	0	20	100.00%	0		0			P,S,T,M,VP SC	0		\$25.00	
Clubs more than two years old																		
3131	ALBANY Exc Award (06/30/2018)	03/07/1950	Active	59	3	1	2	3.51%	57	47	3			P,S,T,M,VP SC	5		\$815.16	
3135	AVON Exc Award (06/30/2018)	04/20/1966	Active	77	3	2	1	1.32%	76	3	2			P,S,T,M,VP SC	0		\$1,015.16	
140179	Avon Hills Exc Award (06/30/2022)	11/18/2019	Active	22	3	7	-4	-15.38%	26	4	1		2	P,S,T,M,VP SC	1		\$3,980.48	
3136	BELGRADE Exc Award (06/30/2017, 06/30/2018)	09/21/1960	Active	41	4	3	1	2.50%	40	4	1		2	P,S,T,M,VP SC	1		\$15.16	
46810	BROWERVILLE	01/20/1987	Active	29	4	3	1	3.57%	28	16	2			P,S,T,M,VP SC	2		\$38.91	
102392	BUCKMAN AREA Exc Award (06/30/2018)	06/11/2008	Active	10	0	0	0	0.00%	10		12		14	P,S,T,M,VP SC	1		\$115.16	
3142	COLD SPRING Exc Award (06/30/2017)	05/03/1945	Active	25	1	2	-1	-3.85%	26	31	10			P,S,T,M,VP SC	1		\$415.16	
62345	COLD SPRING HOME PRIDE Exc Award (06/30/2017, 06/30/2018, 06/30/2020)	09/13/1999	Active	38	1	3	-2	-5.00%	40	10	5			P,S,T,M,VP SC	0		\$2,530.16	
82969	DUELM AREA Exc Award (06/30/2018, 06/30/2022)	06/30/2004	Active	61	2	5	-3	-4.69%	64	21	3			P,S,T,M,VP SC	0		\$1,623.57	
2901	EAGLE BEND Exc Award (06/30/2018)	04/17/1973	Active	18	0	2	-2	-10.00%	20	11	0			P,S,T,M,VP SC	0		\$258.91	
3145	EDEN VALLEY Exc Award (06/30/2017, 06/30/2018)	10/24/1967	Active	48	16	3	13	37.14%	35	15	0		2	P,S,T,M,VP SC	3		\$65.16	
88584	FARMING	06/09/2005	Active	32	0	1	-1	-3.03%	33	6	0			P,S,T,M,VP SC	0		\$2,315.16	




Club Health Assessment for District 5M 8 through June 2025

			Status	Membership							Reports					Finance	LCIF
Club Number	Club Name	Charter Date		Current Member Count	YTD Members Added	YTD Members Dropped	YTD Net Growth	YTD Net Growth%	Member Count 12 Months Ago	Avg. length of service for dropped members	Months Since Last MMR ***	Yrs. Since Last Officer Report	President Rotation	Vice President Reported ****	Months Since Last Activity Report ***	Account Balance	Donations for current Fiscal Year
			Number of times on status quo within last two years	If below 15 members appears				If net loss is greater than 20% appears			If no report in 3 months appears in	When more than one year appears in	Number of repeat terms	Notes the officers that do not have an active	If no report at 12 months appears in red		
Exc Award (06/30/2018, 06/30/2024)																	
42524	FINLAYSON & GIESE L C	04/29/1983	Active	24	4	3	1	4.35%	23	8	1		4	P,S,T,M,VP SC	0		\$1,115.16
Exc Award (06/30/2018, 06/30/2019)																	
3147	FOLEY	03/11/1958	Active	42	3	0	3	7.69%	39		2			P,S,T,M,VP SC	0		\$515.16
Exc Award (06/30/2018, 06/30/2024)																	
3148	FREEPORT	04/08/1965	Active	47	5	7	-2	-4.08%	49	12	0			P,S,T,M,VP SC	0		\$1,515.16
Exc Award (06/30/2017, 06/30/2018, 06/30/2020)																	
29076	GRASSTON	04/08/1974	Active	16	1	2	-1	-5.88%	17	11	2		None	P,S,T,M,VP SC	0		\$15.16
Exc Award (06/30/2018)																	
31237	GREENWALD	10/07/1975	Active	28	0	0	0	0.00%	28		7			P,S,T,M,VP SC	1		\$1,115.16
Exc Award (06/30/2018, 06/30/2023)																	
36793	GREY EAGLE-BURTRUM	03/30/1979	Active	37	2	3	-1	-2.63%	38	9	5		3	P,S,T,M,VP SC	0		\$615.16
Exc Award (06/30/2018)																	
2854	HINCKLEY	01/24/1972	Active	28	1	2	-1	-3.45%	29	14	1			P,S,T,M,VP SC	0		\$615.16
Exc Award (06/30/2018)																	
30710	HOLDINGFORD	05/19/1975	Active	30	1	1	0	0.00%	30	50	0			P,S,T,M,VP SC	0		\$115.16
Exc Award (06/30/2017)																	
2856	ISLE	01/11/1971	Active	54	4	5	-1	-1.82%	55	2	0		2	P,S,T,M,VP SC	0		\$1,015.16
Exc Award (06/30/2019)																	
40095	KIMBALL	06/18/1981	Active	55	8	2	6	12.24%	49	26	0			P,S,T,M,VP SC	1		\$365.16
Exc Award (06/30/2018)																	
45064	LAKE HENRY	06/13/1985	Active	21	1	5	-4	-16.00%	25	13	0		3	P,S,T,M,VP SC	6		\$415.16
Exc Award (06/30/2018)																	
89654	LE SAUK TOWNSHIP AREA	11/17/2005	Active	26	0	5	-5	-16.13%	31	13	0			P,S,T,M,VP SC	3		\$115.16
Exc Award (06/30/2018)																	
55966	LINCOLN SCANDIA VALLEY TOWNSHP	07/05/1994	Active	45	8	3	5	12.50%	40	15	0		None	P,S,T,M,VP SC	0		\$888.91
Exc Award (06/30/2018, 06/30/2019)																	
2857	LITTLE FALLS	01/30/1922	Active	36	3	4	-1	-2.70%	37	19	0			P,S,T,M,VP SC	0		\$1,015.16
Exc Award (06/30/2018)																	
58677	LITTLE FALLS DANDEE	09/05/1996	Active	28	3	2	1	3.70%	27	16	6			P,S,T,M,VP SC	3		\$265.16




Club Health Assessment for District 5M 8 through June 2025

			Status	Membership							Reports					Finance	LCIF
Club Number	Club Name	Charter Date		Current Member Count	YTD Members Added	YTD Members Dropped	YTD Net Growth	YTD Net Growth%	Member Count 12 Months Ago	Avg. length of service for dropped members	Months Since Last MMR ***	Yrs. Since Last Officer Report	President Rotation	Vice President Reported ****	Months Since Last Activity Report ***	Account Balance	Donations for current Fiscal Year
			Number of times on status quo within last two years	If below 15 members appears				If net loss is greater than 20% appears			If no report in 3 months appears in	When more than one year appears in	Number of repeat terms	Notes the officers that do not have an active	If no report at 12 months red		
Exc Award (06/30/2018)																	
45559	LITTLE FALLS LINDBERGH	12/18/1985	Active	23	5	0	5	27.78%	18		2			P,S,T,M,VP SC	1		\$315.16
2919	LONG PRAIRIE	01/11/1954	Active	47	3	6	-3	-6.00%	50	14	1		2	P,S,T,M,VP SC	0		\$1,058.91
Exc Award (06/30/2018)																	
43327	LUXEMBURG	01/31/1984	Active	32	2	3	-1	-3.03%	33	4	0			P,S,T,M,VP SC	0		\$565.16
Exc Award (06/30/2018)																	
3157	MELROSE	03/19/1958	Active	36	2	5	-3	-7.69%	39	6	0			P,S,T,M,VP SC	11		\$1,165.16
154467	Milaca Area	06/13/2023	Active	25	0	7	-7	-21.88%	32	1	3		None	P,S,T,M,VP SC	0		\$115.16
2860	MORA	06/24/1958	Active	54	10	9	1	1.89%	53	6	1			P,S,T,M,VP SC	2	90+ Days	\$1,215.16
Exc Award (06/30/2018, 06/30/2019, 06/30/20)																	
2861	MOTLEY	12/16/1971	Active	20	2	3	-1	-4.76%	21	3	4		2	P,S,T,M,VP SC	0		\$15,988.91
40353	NEW MUNICH	09/28/1981	Active	22	1	0	1	4.76%	21		3			P,S,T,M,VP SC	0		\$15.16
31419	OGILVIE	12/15/1975	Active	19	0	0	0	0.00%	19		11			P,S,T,M,VP SC	1		\$1,215.16
Exc Award (06/30/2018)																	
34814	ONAMIA	12/27/1977	Active	23	4	4	0	0.00%	23	12	0			P,S,T,M,VP SC	1		\$365.16
Exc Award (06/30/2018)																	
3163	PAYNESVILLE	09/03/1946	Active	58	7	10	-3	-4.92%	61	16	0			P,S,T,M,VP SC	1		\$1,295.16
Exc Award (06/30/2017, 06/30/2022, 06/30/20)																	
2864	PIERZ	05/05/1964	Active	65	6	5	1	1.56%	64	21	0			P,S,T,M,VP SC	0		\$690.16
2865	PINE CITY	01/25/1966	Active	41	5	7	-2	-4.65%	43	12	0			P,S,T,M,VP SC	0		\$515.16
53682	PINE CITY PINE AREA	09/17/1992	Active	37	4	3	1	2.78%	36	3	0			P,S,T,M,VP SC	3		\$565.16
Exc Award (06/30/2016, 06/30/2017, 06/30/20)																	
2866	PRINCETON	10/23/1952	Active	65	6	9	-3	-4.41%	68	14	0			P,S,T,M,VP SC	1		\$1,715.16
Exc Award (06/30/2016, 06/30/2017, 06/30/20)																	
78167	RAMEY MORRILL AREA	01/30/2004	Active	18	0	0	0	0.00%	18		1			P,S,T,M,VP SC	0		\$115.16
Exc Award (06/30/2018)																	
45482	RANDALL CUSHING AREA L C	11/11/1985	Active	19	3	7	-4	-17.39%	23	13	2			P,S,T,M,VP SC	4		\$338.91
37768	RICE	12/04/1979	Active	40	0	1	-1	-2.44%	41	2	1			P,S,T,M,VP SC	3		\$2,115.16




Club Health Assessment for District 5M 8 through June 2025

			Status	Membership							Reports					Finance	LCIF	
Club Number	Club Name	Charter Date		Current Member Count	YTD Members Added	YTD Members Dropped	YTD Net Growth	YTD Net Growth%	Member Count 12 Months Ago	Avg. length of service for dropped members	Months Since Last MMR ***	Yrs. Since Last Officer Report	President Rotation	Vice President Reported ****	Months Since Last Activity Report ***	Account Balance	Donations for current Fiscal Year	
			Number of times on status quo within last two years	If below 15 members appears					If net loss is greater than 20% appears			If no report in 3 months appears in	When more than one year appears in	Number of repeat terms	Notes the officers that do not have an active	If no report at 12 months appears in red		
Exc Award (06/30/2018)	3164 RICHMOND	10/07/1964	Active	57	2	2	0	0.00%	57	3	1		3	P,S,T,M,VP SC	1	90+ Days	\$415.16	
Exc Award (06/30/2018)	2868 ROCK CREEK	06/29/1972	Active	56	3	6	-3	-5.08%	59	9	0			P,S,T,M,VP SC	0		\$1,115.16	
Exc Award (06/30/2018)	31650 ROCKVILLE	02/11/1976	Active	40	3	1	2	5.26%	38	3	0			P,S,T,M,VP SC	0		\$65.16	
Exc Award (06/30/2016)	36372 ROYALTON	12/28/1978	Active	41	3	1	2	5.13%	39	5	5			P,S,T,M,VP SC	10		\$1,465.16	
	3165 SAINT CLOUD	07/18/1927	Active	36	0	0	0	0.00%	36		14		2	P,S,T,M,VP SC	0		\$665.16	
	2869 SANDSTONE	11/02/1962	Active	39	2	5	-3	-7.14%	42	14	0			P,S,T,M,VP SC	0		\$1,215.16	
Exc Award (06/30/2016)	59993 SANDSTONE QUARRY	10/08/1997	Active	32	0	3	-3	-8.57%	35	3	2			P,S,T,M,VP SC	0		\$465.16	
Exc Award (06/30/2018)	3169 SARTELL	10/27/1965	Active	24	2	1	1	4.35%	23	15	1		9	P,S,T,M,VP SC	1		\$115.16	
Exc Award (06/30/2018, 06/30/2024)	3171 SAUK RAPIDS	09/13/1929	Active	31	3	3	0	0.00%	31	16	2			P,S,T,M,VP SC	0		\$565.16	
Exc Award (06/30/2016, 06/30/2017)	61679 SAUK RAPIDS RIVERSIDE	03/26/1999	Active	74	6	13	-7	-8.64%	81	6	0			P,S,T,M,VP SC	1		\$2,390.16	
Exc Award (06/30/2018, 06/30/2022, 06/30/2024)	121348 Sauk Rapids Tinville	02/17/2014	Active	51	1	0	1	2.00%	50		9			P,S,T,M,VP SC	9		\$1,015.16	
Exc Award (06/30/2018)	46611 SOBIESKI	10/28/1986	Active	63	1	2	-1	-1.56%	64	31	0			P,S,T,M,VP SC	5		\$3,015.16	
	43204 ST AUGUSTA	12/05/1983	Active	43	0	4	-4	-8.51%	47	18	0			P,S,T,M,VP SC	1		\$515.16	
	3166 ST CLOUD METRO	09/17/1973	Active	43	0	0	0	0.00%	43		15			P,S,T,M,VP SC	11		\$515.16	
Exc Award (06/30/2017, 06/30/2018)	3167 ST JOSEPH	02/25/1964	Active	52	6	2	4	8.33%	48	20	1			P,S,T,M,VP SC	0		\$1,485.16	
Exc Award (06/30/2018)	62793 ST JOSEPH Y2K	02/21/2000	Active	35	4	0	4	12.90%	31		0			P,S,T,M,VP SC	0		\$315.16	
Exc Award (06/30/2016, 06/30/2018, 06/30/2020)																		



Club Health Assessment for District 5M 8 through June 2025

			Status	Membership							Reports					Finance	LCIF	
Club Number	Club Name	Charter Date		Current Member Count	YTD Members Added	YTD Members Dropped	YTD Net Growth	YTD Net Growth%	Member Count 12 Months Ago	Avg. length of service for dropped members	Months Since Last MMR ***	Yrs. Since Last Officer Report	President Rotation	Vice President Reported ****	Months Since Last Activity Report ***	Account Balance	Donations for current Fiscal Year	
			Number of times on status quo within last two years	If below 15 members appears					If net loss is greater than 20% appears			If no report in 3 months appears in	When more than one year appears in	Number of repeat terms	Notes the officers that do not have an active	If no report at 12 months appears in red		
41820	ST MARTIN	09/20/1982	Active	31	3	4	-1	-3.13%	32	29	0			P,S,T,M,VP SC	0		\$265.16	
Exc Award (06/30/2017, 06/30/2018, 06/30/2019)																		
40990	ST ROSA	03/08/1982	Active	27	1	1	0	0.00%	27	43	1			P,S,T,M,VP SC	0		\$325.16	
Exc Award (06/30/2018)																		
3168	ST STEPHEN	06/30/1972	Active	31	2	5	-3	-8.82%	34	27	0			P,S,T,M,VP SC	2		\$815.16	
Exc Award (06/30/2018)																		
54578	STAPLES 93	06/11/1993	Active	33	1	2	-1	-2.94%	34	20	1			P,S,T,M,VP SC	0		\$5,558.91	
Exc Award (06/30/2019, 06/30/2023)																		
2936	STAPLES HOST	12/12/1938	Active	61	3	4	-1	-1.61%	62	20	3			P,S,T,M,VP SC	0		\$5,238.91	
Exc Award (06/30/2016, 06/30/2017, 06/30/2018)																		
34498	STURGEON LAKE	10/24/1977	Active	44	5	4	1	2.33%	43	16	0			P,S,T,M,VP SC	0		\$8,915.16	
Exc Award (06/30/2018)																		
2870	SWANVILLE	12/10/1951	Active	123	3	5	-2	-1.60%	125	10	0			P,S,T,M,VP SC	5		\$1,115.16	
Exc Award (06/30/2018)																		
2872	UPSALA	12/07/1967	Active	26	1	1	0	0.00%	26	30	2			P,S,T,M,VP SC	0		\$765.16	
Exc Award (06/30/2018)																		
3175	WATKINS	10/15/1973	Active	40	3	5	-2	-4.76%	42	8	1			P,S,T,M,VP SC	2		\$1,715.16	

Clubs Cancelled Previous Fiscal Year – Clubs Cancelled within last 12 months may be reinstated

Club Number	Club Name			Charter Date			Current Status*		Cancellation Date														
62258	RANDALL-CUSHING LITTLE ELK			07/23/1999			Cancelled(6*)		06/29/2024														
Current Total Clubs Count	YTD New Clubs Count	YTD Cancelled Clubs Count	YTD Net Club Gain	Current Total Members Count	YTD Add	YTD Drop	YTD Net Growth	YTD Net Growth %	Member Count 12 Months Ago	Average Member Count Per Club	% of Clubs with less than 20 members	% No MMR in 3 Months	% No Officer Report in 12 Months	% of Clubs with balance 90+ days	Number of Clubs in Status Quo	% Status Quo Clubs in Financial Suspension	Number of Cancelled Clubs	Average Cancelled Club Age	Members Lost Due to Cancellation	% of Clubs Cancelled for Non-Financial Reasons			
73	2	0	2	2,818	239	233	6	0.21%	2,812	39	10%	23%	0%	3%	0	0%	0	0	0	0%			



Club Health Assessment for District 5M 8 through June 2025

			Status	Membership							Reports					Finance	LCIF
Club Number	Club Name	Charter Date		Current Member Count	YTD Members Added	YTD Members Dropped	YTD Net Growth	YTD Net Growth%	Member Count 12 Months Ago	Avg. length of service for dropped members	Months Since Last MMR ***	Yrs. Since Last Officer Report	President Rotation	Vice President Reported ****	Months Since Last Activity Report ***	Account Balance	Donations for current Fiscal Year
			Number of times on status quo within last two years	If below 15 members appears				If net loss is greater than 20% appears			If no report in 3 months appears in	When more than one year appears in	Number of repeat terms	Notes the officers that do not have an active	If no report at 12 months appears in red		

* - P - Priority Club. Cancellation Reasons: 1-Objectives/conduct, 2-Non-active club, 5-Non-existing club, 6-Disbanding, 7-Merger, 8-Financial Suspension, 9-District/Multiple District Dues.
** - Abbreviation: P-President, S-Secretary, T-Treasurer, M-Member Chairperson, VP-First Vice President, MC-Communications Chairperson, SC-Service Chairperson
*** - Abbreviation: N/R - Never reported using the Lions Clubs website, N/A - Not applicable, No password registered for the Lions Clubs website.
**** - Abbreviation: N - New, IP - Immediate Past, R - Repeat.